

# Bezel

Comfortable and highly adjustable office chair with a simple design that looks good in any space.



WELLUP

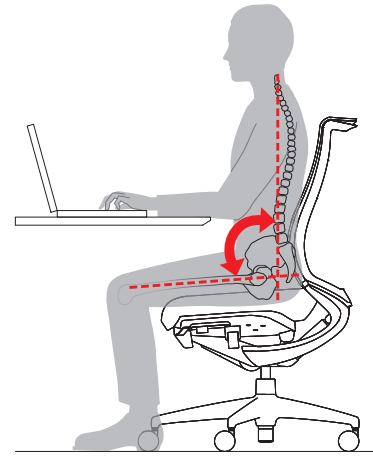


PRODUCT  
CERTIFIED FOR  
LOW CHEMICAL  
EMISSIONS:  
UL.COM/GG  
UL 2818


## FEATURES

### Support for forward-leaning posture


With the spread of laptops and tablets, many people sit leaning forward. Leaning forward with your upper body alone results in a slouched posture, creating abdominal pressure and increasing postural strain on the shoulders and back. Kokuyo has developed an open-position mechanism that tilts forward the seat surface separately from the rest of the chair. A high thigh-to-torso angle supports the natural curvature of the spine, improving pressure distributions on the thighs when you lean forward.



### Forward tilt mechanism




The left-hand lever allows you to switch between a 20mm forward-leaning setting and a regular setting. Relieving femoral pressure raises the pelvis, enabling optimal distribution of pressure in the body.





Even in the forward-leaning setting, the posture support seat supports the pelvis, preventing your posterior from slipping forward.

### Posture support seat



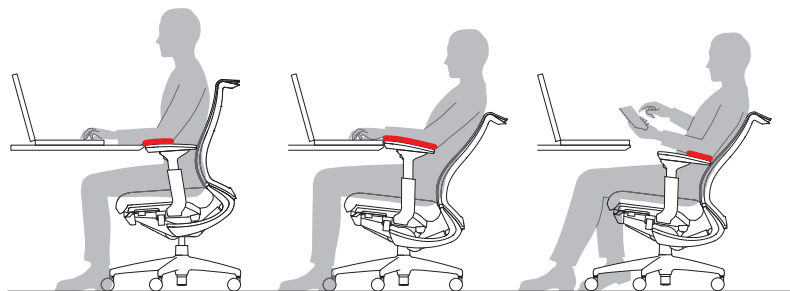
The seat has an indented and contoured shell designed to hold the pelvis in place and a seat cushion for extra stability and comfort. The seat promotes neutral pelvic alignment, a cause of bad posture, and improves pressure distribution in the body, enabling you to work comfortably for longer.

### Wave-motion support



Six lumbar-support belts in the seat frame expand and constrict to adapt to your spinal curvature and posture. With each band expanding when pressure is applied and constricting in the absence of pressure, the six bands form a rippled surface that gently cradles your back. You can adjust the support strength by rotating the grip.

### Smooth adjustability for optimum position



The seat supports different types of desk work and working postures, which have become increasingly diverse with changes in work locations and work tools. With their wide movement range, the armrests suit both forward-leaning and backward-leaning postures. The natural movement and curvilinear armrests can adapt to variations in working posture.

## FEATURES



### Adjustable headrest

Adjustable angle range: 30°

You can adjust the headrest position to suit your physique and working posture.




### Adjustable armrests

Horizontal stroke range: 80mm

Angle: 25° internal

Vertical stroke range: 100mm

You can reposition the armrests to suit your desk height, physique, and working posture.



### Auto-fit synchro tilt

Tilt angle: 20°(you can set the desired tilt range)

The seat and backrest's angles are synchro-locked (front support) with a frontal pivot point. You can adjust your posture effortlessly, without placing pressure on the thighs.



### Adjustable tilt tension

You can adjust the tilt tension to a level of your choice to suit your physique. The tilt tension can be adjusted using the grip on the right side.



### Adjustable seat height and depth

Seat height range: 420-510mm

Seat depth range: 400-450mm

You can adjust the seat height and depth to suit your desk height, physique, and working posture.

## VARIATIONS

### Hanger




CRH-G2800E1-E6

### Armrests



Adjustable armrests  
(slider-crank armrests)

CRA-G2811E1-E6N



Fixed polished  
armrests

CRA-1941



Fixed nylon  
armrests

CRA-G1801F6

### Base



Polished aluminum

Nylon (Black)

### Glides



A-CJ9F6

### Castors



(-W) Hard castors  
(Nylon)

A-CS18F6

(-V) Soft castors  
(Polyurethane)

A-CS18U<sub>F6</sub>

- At the end of product code (-W) denotes hard nylon castors suitable for soft flooring such as carpet. (-V) denotes soft polyurethane castors suitable for hard flooring such as wood floor or tile floor.
- For hard and slippery floors such as vinyl tile flooring and wooden floors, use rubber single-wheeled castors (A-CS25GBK).
- If the castors need replacing, contact your nearest sales office or authorized dealer.  
Caution: Do not use any castors on cushion flooring, as this may damage the flooring.



# COLOR & MATERIAL

## Body



E1  
White gray



E6  
Black

## Base



Polished  
aluminum



Nylon  
(Black)

## Backrest (mesh)



K6B6  
Black



K6E2  
—



K6E3  
Soft gray



K6T6  
Prussian  
blue



K6T4  
Turquoise



K6Q5  
Olive green



K6Q4  
Leaf green



K6A8  
Carmine



K6Y4  
Tangerine

## Textured mesh

### Backrest (mesh)



GSB5  
Charcoal  
gray



GSE6  
Black

## Seat (fabric)



GME6  
Black



GME3  
Soft gray



GMT6  
Prussian  
blue



GMT4  
Turquoise



GMQ5  
Olive green



GMQ3  
Leaf green



GMA8  
Carmine



GMY4  
Tangerine

## Seat (fabric)





GNB5  
Charcoal  
gray



GNE6  
Black


## Textured mesh

We developed our own textured mesh with a mixed color tone for the backrest. The elegant upholstery on both the back and seat complements high-quality interiors, such as those featuring natural wood.





## Mesh

### Matched-color type



### Mixed-color type



# LINEUP

## Textured mesh

Moderate type  
(No lumbar support)

Adjustable armrests



CR-A2811 E6GNE6 - WNN

Fixed polished armrests



CR-A2841 E6GNB5 - WN

## Mesh

Functional type with headrest  
(with lumbar support)

Adjustable armrests



CR-A2865 E1GMT6 - WN

Fixed polished armrests



CR-A2835 E6CGMT6 - WNN



CR-A2865 E1CGMY4 - WN

Functional type  
(with lumbar support)

Adjustable armrests



CR-A2833 E1GMQ5 - WNN

Fixed polished armrests



CR-A2833 E1CGMQ3 - WNN

Fixed nylon armrests



CR-A2863 E6GMT6 - WN

No armrests



CR-2823 E6CGMT6 - WN



CR-2822 E6CGMA8 - WN

Moderate type  
(No lumbar support)

Adjustable armrests



CR-A2841 E6GME3 - WN

Fixed polished armrests



CR-A2811 E6GMT6 - WNN

Fixed nylon armrests



CR-A2841 E1CGME6 - WN

No armrests



CR-2801 E6GMT4 - WN

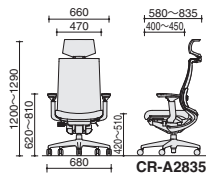


CR-2800 E6GME6 - WN

## DIMENSIONS

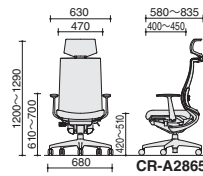
Functional type with headrest  
(with lumbar support)

Adjustable armrests



CR-A2835

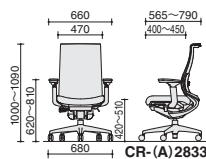
Fixed polished armrests



CR-A2865

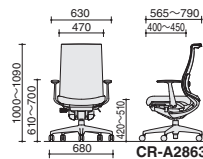
Functional type  
(with lumbar support)

Adjustable armrests



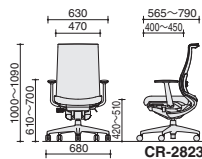
CR-(A)2833

Fixed polished armrests



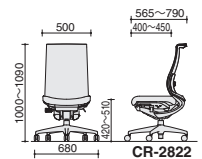
CR-A2863

Fixed nylon armrests



CR-2823

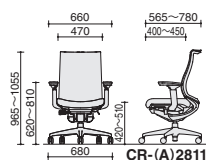
No armrests



CR-2822

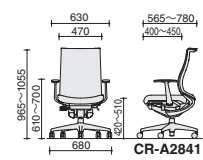
Moderate type  
(No lumbar support)

Adjustable armrests



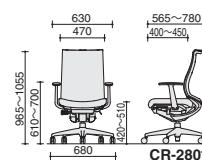
CR-(A)2811

Fixed polished armrests



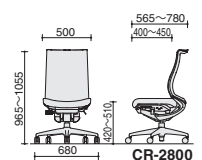
CR-A2841

Fixed nylon armrests



CR-2801

No armrests



CR-2800

## MATERIALS

### Backrest

Frame: Reinforced nylon.

Upholstery: Elastic polyester mesh.

### Seat

Frame: Reinforced nylon and polypropylene.

Cushion: Molded polyurethane.

Upholstery: Polyester.

### Armrests

For adjustable or fixed T-armrests: Reinforced nylon with polyurethane skin mold.

For aluminum armrests: Die-cast aluminum (polished) with polyurethane skin mold.

### Base

5-star base: For aluminum type, die-cast aluminum (polished); for polymer type, reinforced nylon. Castors: ø60 mm.

Note: It is possible to retrofit a headrest. Ask your sales contact for details.