

S A I B I - L X Table

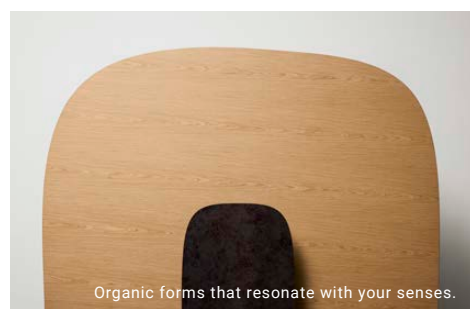
The lounge table that creates a space to stimulate sensitivity and unlock rich creativity.



FEATURES

Organic contours meet premium materials with natural warmth. Creating lounge spaces that inspire the senses and unlock creativity.

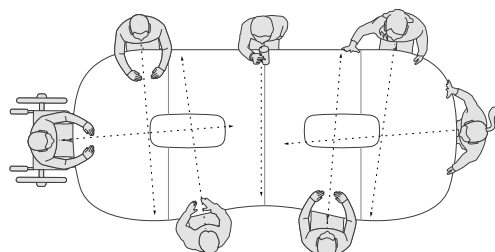
The tabletop materials go beyond standard melamine to include linoleum, thin veneer, thick veneer, spliced solid wood, and ceramic—exceptional choices in traditional office furniture that bring warmth and tactile richness to the space.



Comfortable personal distance for focus work.

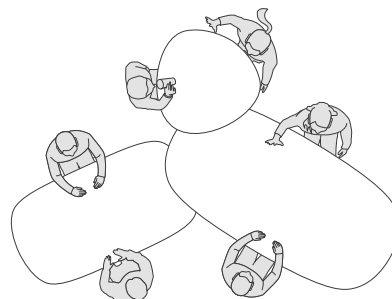
Organic work table

The tabletop has an organic form inspired by the rock and pond configurations in traditional Japanese gardens. While office settings typically use evenly spaced seating arrangements, this table is designed for randomly spaced seating, with variation in seat location and seat orientation. The offset sightlines between users create an environment conducive to deep concentration.



Multi-tier setting

With configurations ranging from one to three tiers and a unique combination of tabletop angles and finishes, this multi-tier setting is designed for maximum comfort. Users can choose their position based on their height and material preferences, creating a space that is as aesthetically pleasing as it is functional.



Accessories for organic work table

Small interior items can be mounted on the layered tabletops to create gentle breaks in sight lines for a home-like atmosphere.



FEATURES

Functionality and craftsmanship designed for the office

| Organic work table

To maximize legroom, this table has legs by each end only, supporting a width load up to 4,000 mm. Cables running up the table legs can be largely concealed by cable ducts underneath the layered tabletops.













| Multi-tier setting

To maximize focus and comfort, this table set offers three heights—620 mm, 720 mm, and 900 mm. The tabletops are configured at precise angles and distances to ensure each surface provides a dedicated space for undistracted, focused communication or touch-down areas for agile working.



COLOR & MATERIAL



Tabletop

Melamine	Thin veneer	Linoleum	Thick veneer / Spliced solid wood*	Ceramic
 MZ2 Prime oak	 WU1 National oak	 F75 Pebble	 WX0 White natural	 GA5 Basalt gray
 MZ5 Prime brown oak	 WN5 Smoked brown	 F72 Mauve	 WX9 Wenge brown	 GA8 Oxide copper

- Melamine is not available as a tabletop color for the organic work table.
- Linoleum and ceramic are not available as tabletop colors for the conference table.
- The solo and conference tables are made from Thick veneers, while the multi-tier setting is made from Spliced solid wood.
- Because the tables use natural materials (e.g. natural wood and linoleum), there will be some variance in pattern and color.

*Thick veneer: Created by splicing together veneers as thin as 2 mm.
Spliced solid wood: Created by joining solid boards horizontally only.

Base

	
E6A Black	88A Taupe brown



VARIATIONS

Organic work table



Organic work table

W	D	H
4000	1800	720
3600		
4000		620
3600		

Multi-tier setting



3-tier

	W	D	H
upper	1000	1000	900
middle	2400	1200	720
lower	1800	1000	620

2-tier

	W	D	H
H720	2400	1200	720
H620	1800	1000	620
H720	2400	1200	720
H900	1800	1000	900
H900	2400	1200	900
H1000	1800	1000	1000

1-tier

W	D	H
1800	1000	1000
1800	1000	900
2400	1200	900
2400	1200	720
1800	1000	720
1800	1000	620

Conference table

W	D	H
4000	1500	720
3600	1200	
3200	1200	



3-tier



2-tier



1-tier




Conference table

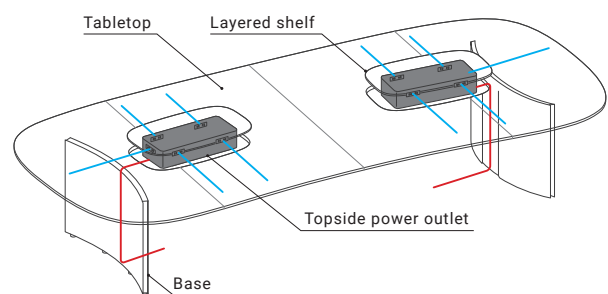
LINEUP



Organic work table



XLX-BW4018MA - BQW 1



Note: If you plan to use the built-in power outlet outside Japan, please consult with your sales representative.

Organic work table Tabletop combined with layered shelf

Tabletop: Thin veneer

Layered shelf										
Tabletop										

Tabletop: Linoleum

Layered shelf											
Tabletop											

Tabletop: Thick veneer

Layered shelf								
Tabletop								

● Regardless of the color you choose for the tabletop, black will always be the color of the layered shelf base and power outlet.

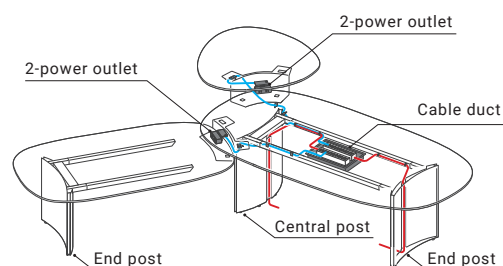
LINEUP



Multi-tier setting 3-tier H720-620-900



XLX-LT2412MD - BQWL 1



Note: If you plan to use the built-in power outlet outside Japan, please consult with your sales representative.

3-tier multi-tier setting Tabletop configurations

W2400×D1200: Melamine tabletop

W1000×D1000 (upper)						
W2400×D1200 (middle)						
W1800×D1000 (lower)						

W2400×D1200: Thin veneer tabletop

W2400×D1200: Linoleum tabletop

W1000×D1000 (upper)										
W2400×D1200 (middle)										
W1800×D1000 (lower)										

W2400×D1200: Spliced solid wood tabletop

W1000×D1000 (upper)						
W2400×D1200 (middle)						
W1800×D1000 (lower)						

W2400×D1200: Ceramic tabletop

LINEUP

Multi-tier setting 2-tier

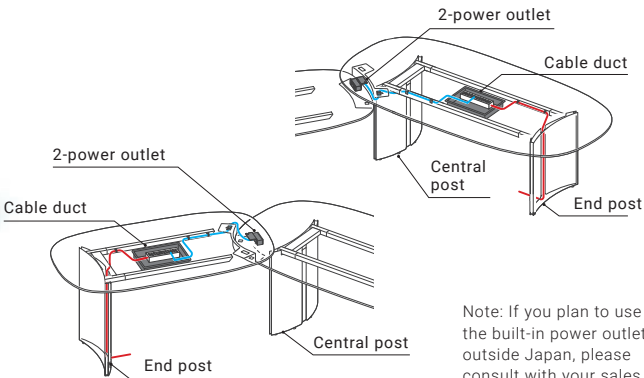
H720-620



H720-900



H900-1000




2-tier multi-tier setting Tabletop configurations

	W2400×D1200: Melamine tabletop						W2400×D1200: Thin veneer tabletop					
W2400× D1200												
W1800× D1000												
	W2400×D1200: Linoleum tabletop											
W2400× D1200												
W1800× D1000												
	W2400×D1200: Spliced solid wood tabletop						W2400×D1200: Ceramic tabletop					
W2400× D1200												
W1800× D1000												

Multi-tier setting 1-tier



Conference table



Note: Power outlets and wiring ducts are not included as standard on 1-tier and conference-style models.

ACCESSORIES

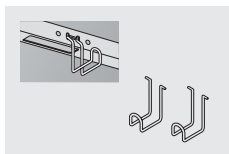
Common accessories



Cable duct



Metal connectors



Hooks (set of 2)

Accessories for organic work table



Tabletop accessories for lounge tables



Preserved flowers and flower vase

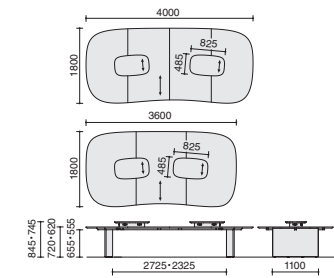


Flower vase only



DIMENSIONS

Organic work table

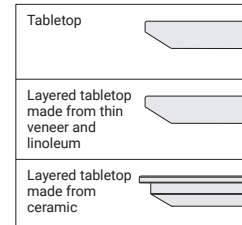


Arrows indicate wood grain direction.
The tabletop is sectional.

The table height varies depending on the tabletop finish material.

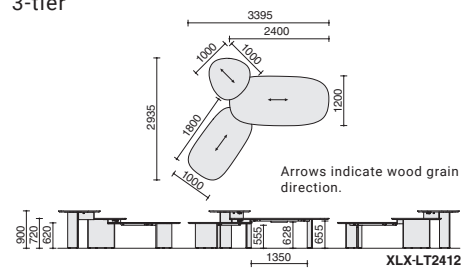
- Linoleum or thick veneer: shown as above
- Thin veneer on the tabletop: adds 2 mm to the above
- Thin veneer or ceramic on the layered shelf: adds 3 mm to the above

Tabletop edges



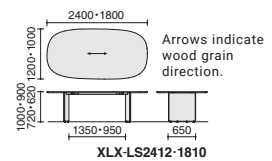
Multi-tier setting

3-tier



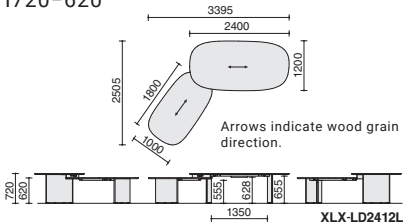
Tabletop dimensions (3-tier)
Lower: W1800×D1000×H620
Middle: W2400×D1200×H720
Upper: W1000×D1000×H900

1-tier

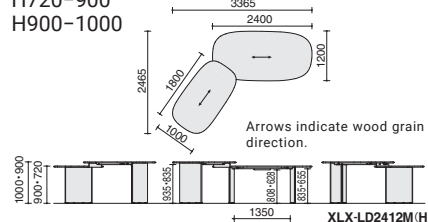


2-tier

H720-620



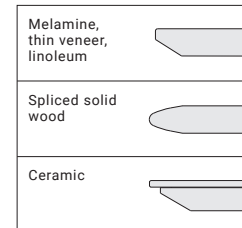
H720-900 H900-1000



The table height varies depending on the tabletop finish material.

- Melamine, linoleum or spliced solid wood: shown as above
- Thin veneer on the tabletop: adds 2 mm to the above
- Thin veneer or ceramic on the tabletop: adds 5 mm to the above

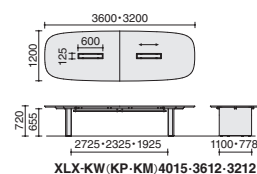
Tabletop edges



Conference table

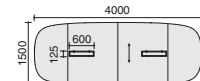
Common (W3600, 3200)

Cable management: Swing-open cover.



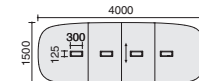
Melamine, thin veneer (W4000)

Cable management: Swing-open cover.

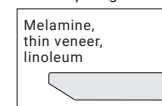


Thick veneer (W4000)

Cable management: Mounted cover.



Tabletop edges



The table height varies depending on the tabletop finish material.

- Melamine or thick veneer: shown as above
- Thin veneer on the tabletop: adds 2 mm to the above

MATERIALS

Tabletop

Surface: Melamine board (tabletop thickness: 25 mm), thin veneer (tabletop thickness: 27 mm), linoleum (tabletop thickness: 24 mm), thick veneer (tabletop thickness: 25 mm), Spliced solid wood (tabletop thickness: 25 mm), ceramic material (tabletop thickness: 28 mm).

Beam

Powder-coated steel.

Base

Powder-coated steel, nylon adjusters.

Tabletop metal connectors

Powder-coated steel.

Cable duct

Body: Powder-coated steel, polypropylene cable clips.

Power outlet

Powder-coated steel.

● Floor level adjustment range: 35 mm